





LOT 91
 55,723 sq. ft.
 1.28 acres

LOT 90
 48,892 sq. ft.
 1.12 acres
 be 20,862 sf

LOT 89
 28,612 sq. ft.
 0.66 acres

-  incentive density
-  ejector pump
-  reference pole

Residences at Painted Valley
Lot 90



flow topography may be inaccurate so use for general informational purposes only
 topography shown at 2' intervals.

 A Pivotal Group Community