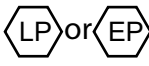


 incentive density  
 ejector pump  
 reference pole  
 40' 30' 20' 10' 0' 40'



# Lot 9

## Painted Shores

flown topography may be inaccurate so use for general informational purposes only  
 topography shown at 2' intervals.

