


 incentive density
 ejector pump
 reference pole
 40' 30' 20' 10' 0' 40'



Lot 8

Painted Shores

flown topography may be inaccurate so use for general informational purposes only
 topography shown at 2' intervals.

