


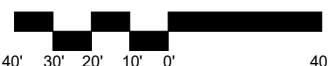


-  incentive density
-  ejector pump
-  reference pole



40' 30' 20' 10' 0' 40'



Lot 4

Painted Shores

flown topography may be inaccurate so use for general informational purposes only
topography shown at 2' intervals.

