
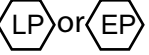




-  incentive density
 -  ejector pump
 -  reference pole
- 
- 40' 30' 20' 10' 0' 40'



Lot 10

Painted Shores

flown topography may be inaccurate so use for general informational purposes only
 topography shown at 2' intervals.

