


 incentive density


 or 

 ejector pump



 reference pole


NORTH



80'

40'

0'




Lot 8


Elk Ridge Bluffs

flowed topography may be inaccurate so use for general informational purposes only

topography shown at 2' intervals.



PROMONTORY

 A Pivotal Group Community