



NORTH

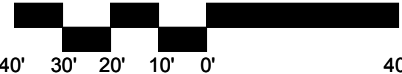


Lot 84

Aspen Camp




PROMONTORY



40' 30' 20' 10' 0' 40'

Flow topography may be inaccurate for use for general informational purposes only
 topography shown at 2' intervals.



A Pivotal Group Community