
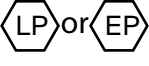



Lot 6

Elk Ridge Heights

-  incentive density
 -  ejector pump
 -  reference pole
- 40' 30' 20' 10' 0' 40'



flown topography may be inaccurate so use for general informational purposes only
topography shown at 2' intervals.

