



THE PAINTED VALLEY GOLF COURSE  
*A Jack Nicklaus Signature Design*





## PROMONTORY

---

### COURSE DESCRIPTION

The Painted Valley course, a Jack Nicklaus Signature Design, opened in 2007 to rave reviews. Jack personally designed this world class layout which features four sets of tees, 71 bunkers and fifteen holes where water comes into play. The front side is played down one high desert canyon and back up another, known as the Painted Valley central moraine, while the back side is played through a more open mountain desert terrain.

The one constant is the water feature that provides dramatic scenic impact along with spectacular views of the Deer Valley ski resort and the Uinta mountain range. The Painted Valley course has been rated the toughest course in Utah and has also been recognized as one of the Best New Private Courses in the country by Golf Digest magazine.



PROMONTORY

---

## LOCAL RULES AND INFORMATION

- USGA Rules shall govern play, except where modified by local rules.
- Pace of Play: In the interest of all, players should play without delay. Please attempt to stay with the group in front of you.
- Natural desert areas are to be played as lateral water hazards based on where your ball crossed the desert edge. Please avoid driving carts in these areas.
- Each operator of a golf cart must be at least 16 years of age and have a valid driver's license.
- Out-of-bounds is defined by the inside edge of residential roadways and white OB stakes.
- Unless otherwise posted, the 90° rule is in effect. Please keep carts on paths around all tees and greens and on all par 3 holes.
- All yardages are marked to the center of the green.
- Promontory utilizes a 1, 2 or 3 pin location system. The pin sheet is located on the scorecard and our starter will inform you of the daily location number.
- Restrooms are located on holes #5 and #14.
- If you experience any problems or need assistance, please call the golf shop at 435-333-4720.



PROMONTORY

**RATING/SLOPE**

Black	78.7/155
Blue	75.0/145
White	73.5/140
Red	67.3/122

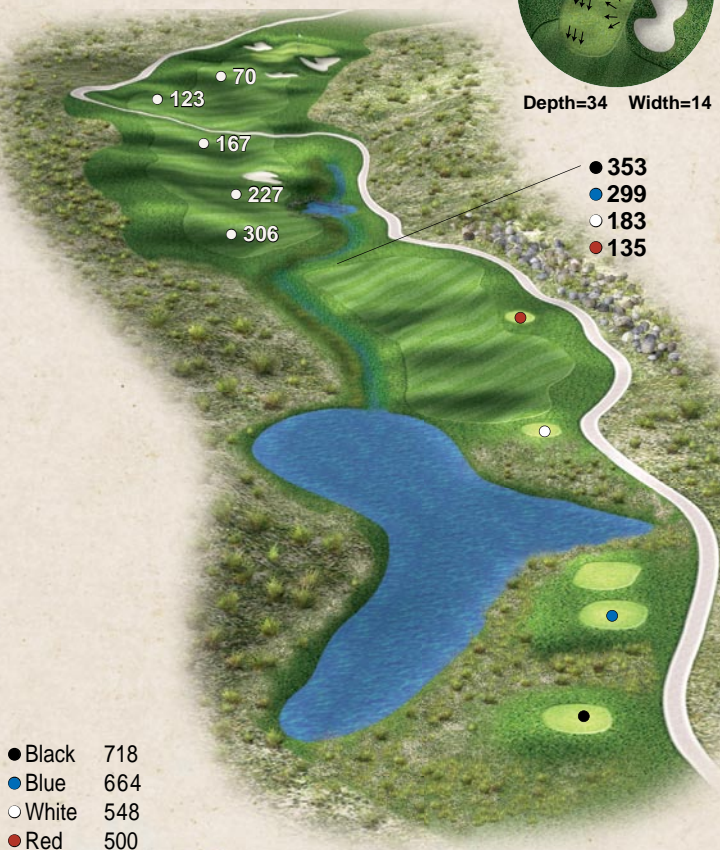


# hole 1

par 5 hcp 13



Depth=34 Width=14



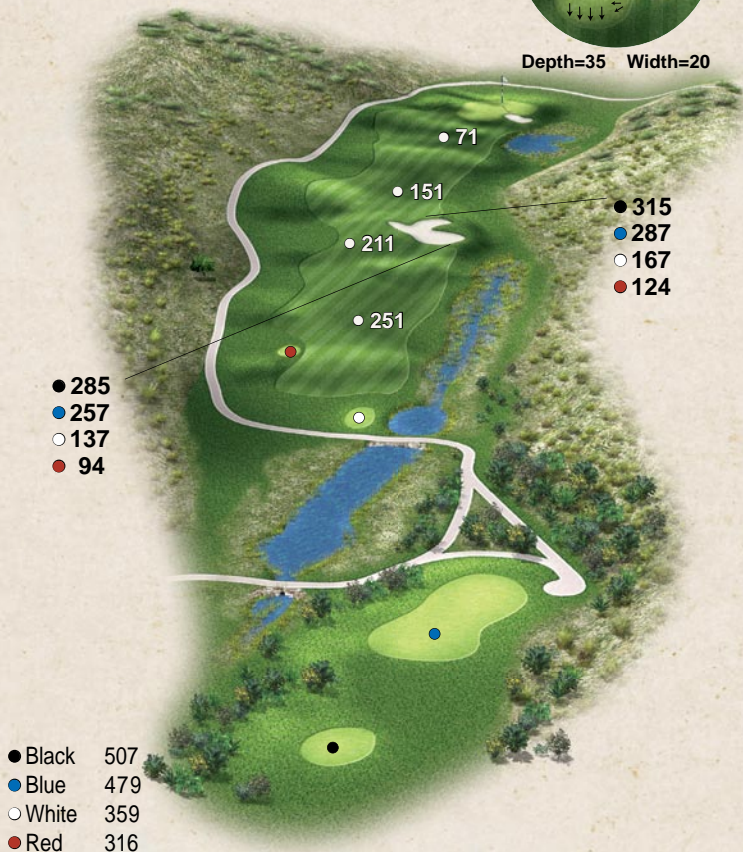
This opening par 5 is one of the longest in the U.S.; fortunately it is downhill. Longer hitters may try to challenge the left side to hit a speed slot for added distance but beware of the creek that cuts back across the fairway. Keep the second shot left to take advantage of a generous landing area setting up a straightforward approach shot to this small, but undulating green.

# hole 2

par 4 hcp 9



Depth=35 Width=20



The longer hitter will want to carry the fairway bunker on the right side for a shorter approach to the green. A safe tee shot to the left may leave a longer approach shot, but will actually provide a better angle to this elevated, small green.

# hole 3

par 3 hcp 15



Depth=46 Width=22



● Black	196
● Blue	183
○ White	164
● Red	120

The two bunkers framing this diagonal green put an emphasis on distance control. Be sure and check the wind direction carefully. Players can take advantage of the natural slopes on the left that will steer a ball onto the putting surface. This is a lengthy, but narrow green with plenty of movement that requires accurate club selection and a deft putting stroke.



# hole 4

par 4 hcp 3



Depth=30 Width=29

- 305
- 257
- 250
- 180

82

155

194

224

- 288
- 240
- 233
- 163

274

- Black 475
- Blue 427
- White 420
- Red 350

A generous landing area is provided on this dogleg left par four. More aggressive players may wish to carry the corner fairway bunkers setting up a shorter, more level approach shot. An elevated green closely guarded by three deep bunkers demands a well-struck approach.



# hole 5

par 3 hcp 17



Depth=32 Width=40 (back half)  
Width=16 (front half)



- Black 166
- Blue 143
- White 134
- Red 127

This downhill par three will again require careful club selection as swirling winds can play havoc with short iron shots. The green is located almost 50 feet below the black tee and is surrounded by deep bunkers. The green is large and very undulating so the real fun starts once the putters come out.

# hole 6

par 5 hcp 5



Depth=42 Width=20

- 347
- 297
- 285
- 174

- 300
- 250
- 238

- 262
- 212
- 200

- Black 580
- Blue 530
- White 518
- Red 407



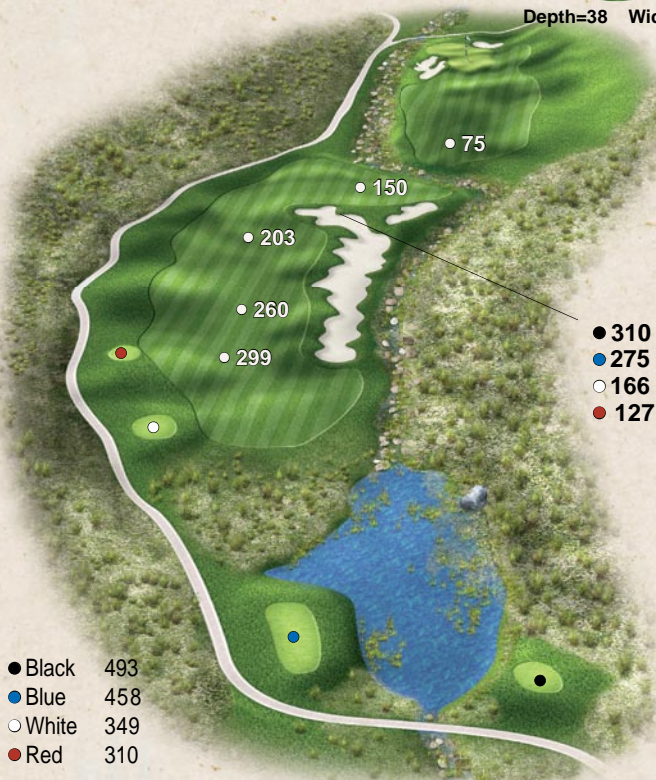
As you turn to play back up the canyon, a wind will more than likely be into your face on this uphill par five. After the tee shot, players will look to the second landing area either short of or just past the fairway bunker on the left, to leave a short approach to an elevated green guarded by a deep swale in front and a devilish bunker on the right. It's also critical to keep putts below the hole.

# hole 7

par 4 hcp 1



Depth=38 Width=18



Off the tee, the safe play is to stay left but this route leaves a longer and more demanding approach on this dogleg right par four. Aiming for the pin can be dangerous because of the creek and bunker guarding the left side. It's more prudent to bring approach shots in from the right. There is a safe landing area short right of the green, providing a good chance to get up and down.



# hole 8

par 4 hcp 11



Depth=17 Width=51

- 303
- 274
- 250
- 160

- 316
- 287
- 263

- Black 400
- Blue 371
- White 347
- Red 257

Don't let a very generous landing area and breathtaking views of Deer Valley lull you to sleep on this, the shortest of the par four holes. The fairway bunkers provide a perfect aiming point off the tee. The more lofted the club the better for the approach into this very narrow, but wide, undulating green.



# hole 9

par 4 hcp 7



Depth=38 Width=17

- 306
- 268
- 236
- 179

- 245
- 207
- 175
- 118

- Black 430
- Blue 392
- White 360
- Red 303

The ideal location for the drive is the left side of the fairway, but it is closely guarded by two imposing bunkers. The safer route to the right will require a longer approach with a much tougher angle. Avoiding the front, greenside bunker is critical to making par.

# hole 10

par 4 hcp 10



Depth=38 Width=17




● Black	536
● Blue	450
○ White	378
● Red	345

On this long par four, the tee shot is played to a very generous landing area. It is best to favor the left side for the best angle to the green. Approach shots should favor the right side to avoid the water and make use of the slopes of this undulating and unique green. Be aware of the bunker in front of the green; it's well short of the putting surface.

# hole 11

par 3 hcp 16



Depth=26 Width=22



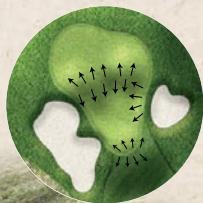
● Black	244
● Blue	219
○ White	187
● Red	152

Take a minute to enjoy the breathtaking beauty, but don't lose focus on this longest of the par three holes. With an ample opening in the front of the green, a low running shot may be the best choice to make a three. Avoid at all costs, missing your tee shot to the right of this green, especially when the pin is on the right half of the green.



# hole 12

par 5 hcp 4



Depth=31 Width=20

- 352
- 252
- 242
- 134

- 73
- 124
- 180
- 237
- 282

198 to Carry Bunker A  
227 to Bunker B

- Black 673
- Blue 573
- White 563
- Red 455

A well-placed tee shot is the first step to negotiating this par five. The second shot should be either layed-up short of the two farthest fairway bunkers or carried over the far left bunker for a more favorable approach to a small, elevated green that is very difficult to navigate. Avoid left on this hole at all costs.

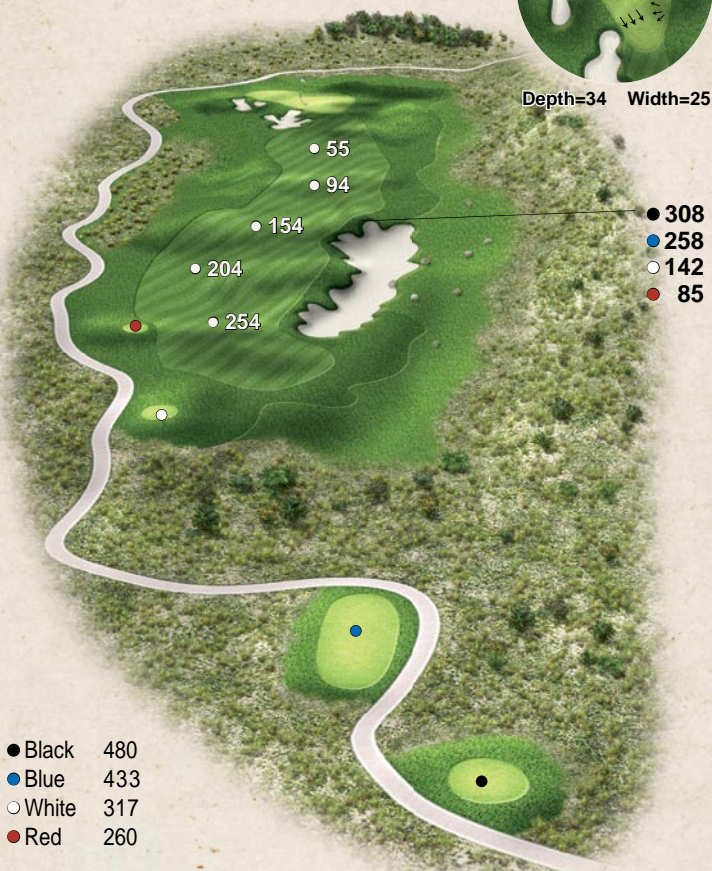


# hole 13

par 4 hcp 2



Depth=34 Width=25



Challenging the fairway bunker will provide a shorter approach shot on this beautiful, uphill par four. Only the most confident will aim over the bunker as shots that miss to the right are sure to prove costly. For the approach, favor the right side as there is a generous landing area provided just short offering a reasonable opportunity for an up and down.

# hole 14

par 4 hcp 14



Depth=28 Width=24

● 290

● 253

○ 232

● 159

● 83

● 124

● 173

● 224

● 335

● 298

○ 277

● 204

● 269

● 232

○ 211

● 138

● Black 442

● Blue 404

○ White 380

● Red 307

A downhill and typically downwind par four where position off the tee is more important than length. Favoring the left side to avoid the water also provides the best angle into the green. Be careful with your approach shot to this challenging green that is guarded by water and bunkers on the right and more bunkers on the back left. This is a hole that is sure to yield its share of both birdies and "others."

# hole 15

par 4 hcp 12



Depth=27 Width=22



● Black	468
● Blue	428
○ White	417
● Red	335

Negotiating the lake will determine the length and angle of your approach shot. The farther left the tee shot, the better the approach angle. Approaches missed to the right are safe but can leave a scary and tough up and down. Shots that miss to the left fall to a watery grave. Par on this hole is always a solid score.

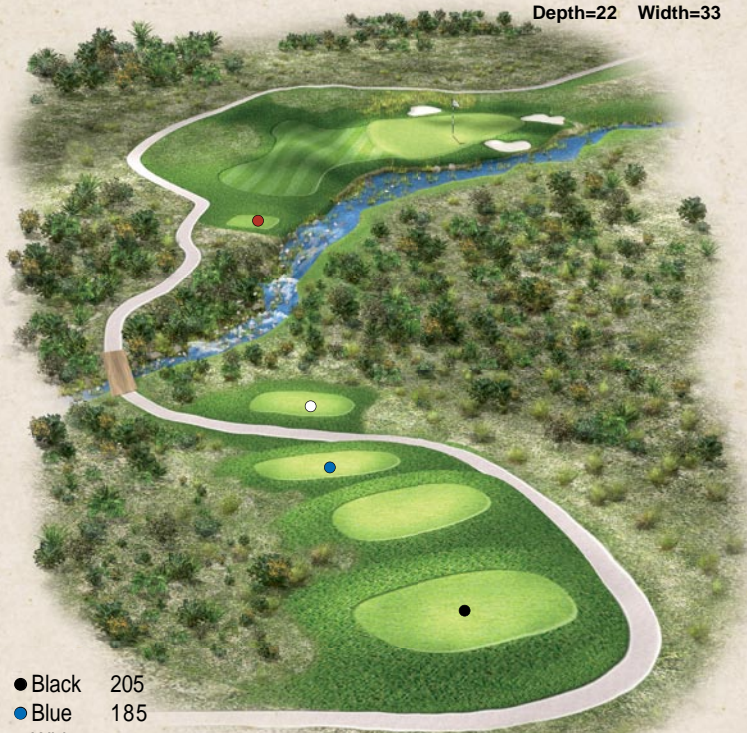


# hole 16

par 3 hcp 18



Depth=22 Width=33




● Black	205
● Blue	185
○ White	172
● Red	148

This picturesque par three plays downhill to a diagonal, undulating green. Club selection is critical and a shot to the correct level will leave a good chance for birdie. Otherwise, long putts on this green will test a player's skill in avoiding a three putt.



# hole 17

par 5 hcp 6



Depth=33 Width=18

- 364
- 298
- 288
- 178

- 300
- 234
- 224
- 114

230 to  
bunker  
A

- 251
- 284

- 88
- 131
- 191

- 305
- 239
- 229
- 119

- Black 605
- Blue 542
- White 531
- Red 421

A unique and classic risk/reward par five. Challenging the stream on the right will produce a shorter second shot and may offer the longer hitters a chance to go for the green in two. A second shot that flirts with the lake on the left will leave a shorter approach and a better angle into this well-protected green. Beware of the last fairway bunker short of the green if you attempt to get home in two.

# hole 18

par 4 hcp 8



Depth=39 Width=24

- 345
- 266
- 246
- 180

- 250
- 170
- 150

- Black 480
- Blue 416
- White 394
- Red 331

From the tee, a safe shot to the right will stay dry but leaves a long approach from a hanging lie into the green. Players are encouraged to bite off as much as they can to leave a shorter approach shot with a better angle. The pond to the right of the green is sure to swallow up its share of errant approaches so a collection area short left of the green provides a safe bail out, and a good chance to get up and down.





PROMONTORY

*Concierge 435.333.4000 ~ Golf Shop 435.333.4720*

*8758 North Promontory Ranch Rd., Park City, Utah 84098*

*[www.promontoryclub.com](http://www.promontoryclub.com)*